



## Alarm Medallion GMD Series GMD-11 / GMD-12

**A Universal Alarm Device for Automatic and Intentional Alarming in a DECT cordless system. For Hospitals, Nursing Homes, lone workers, as an electronic DECT-fence, or others: The GMD series alarm medallion**


The GMD series alarm medallion is a universal DECT device for automatic and intentional alarming in a DECT cordless system – at home, in a nursing home, hospital, work places (lone workers) or guards. Wandering people's safety by the electronic DECT-fence.

The GMD can be located in the DECT network via an alarm server. Using its GMD protocol, it works with any DECT system.



Picture left:

GMD with Pull-Cord strap plugged in, on a charger/programmer cradle with USB socket





## Alarm Medallion GMD Series GMD-11 / GMD-12

**Table: Features and Alarm Types for the Options B, M and D:**

Option:	B	M	D
<b>Feature:</b>			
Red Alarm Button	yes, selectable	yes, selectable	yes, selectable
Pull-Cord Alarm	yes, selectable	yes, selectable	yes, selectable
BATT LOW Alarm	yes	yes	yes
Man down alarm	no	yes, selectable	yes, selectable
Non movement Alarm	no	yes, selectable	yes, selectable
Trespass Alarm = electronic DECT-fence  A location-based alarm, f.e. for wandering people, security to assets, in hospitals and special environment: the GMD triggers an alarm, depending upon the location	no	no	yes, selectable
Positioning info when Alarm*	all DECT Systems**	all DECT Systems**	all DECT Systems**
Ad-hoc positioning* "Locate the device at any time"	all DECT Systems**	all DECT Systems**	all DECT Systems**
Paging Tone  To activate an audible signal by remote (only with a firmware that supports paging tone)	yes, selectable	yes, selectable	yes, selectable
<b>** = according to compatibility list</b>			
<b>* = with Alarmserver only</b>			

### Differences GMD-11 vs. GMD-12:

	GMD-11 Series	GMD-12 Series
Locating Tone for all alarm events	No	yes, Locating Tone selectable
Tone as a pre-alarm before alarm: Pull-Cord, man down- and no movement alarm	No, device can dial a number instead before man down or no movement alarm as a <b>Pre</b> -alarm (Pre-Alarm-Call)	yes, tone selectable
Batt-Low-Alarm	LED signal, device can dial a number (to alarm server or other destination)	Warning tone, LED signal, device can dial a number (to alarm server or other destination)  Tone cannot be disabled, if not back to charger cradle
Confirmation Tone, Error Tone	No, LED	yes, confirmation tone selectable; LED
Key click for the red alarm button	No	yes, selectable

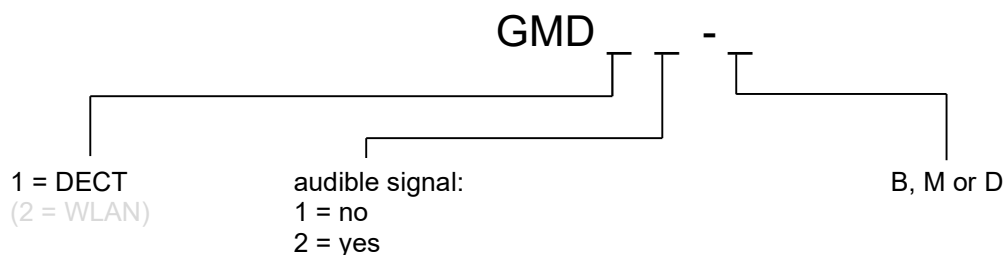


## Alarm Medallion GMD Series GMD-11 / GMD-12

### Specification:

- Compact and light design, „Pendant“ Medaillon, approx. 75 g, approx. 91 x 50 x 21 mm (L x W x D w/out belt clip); pendant, belt clip, various kinds of bags available
- IP 65 dust, dirt and water proof, No MIC – safe against dust and dirt
- Inductive battery charging and parameter programming, therefore dust and dirt will not affect its performance - no sockets or jacks
- Programming via USB by a PC – Windows 10, 7, (App: GMD-PP)
- 2 multi colour LEDs red-yellow-green
- Super rugged housing (drop test > 1 m)
- Big, red alarm button
- Pull-Cord alarm by a strap (lanyard). Can be used also to avoid accidental loss
- with Option M (and included in D):  
man-down = if the device is held less than 45 degrees from the vertical axis for a pre-set delay  
No-movement alarm = motionless for a pre-set delay
- Option D: Trespass-Alarm = An electronic DECT-fence: GMD has an internal data base with the DECT base station's IDs. These IDs of the wireless network can be tagged as red, yellow and green, so-called radio clouds. An alarm will be made when GMD moved physically into a red radio cloud.
- For all alarms and events: An individual number will be dialled (DECT)
- Periodic transmission of the location data from the GMD device to the alarm server (Off, 5 min ... 24 hrs)
- Paging Tone: To activate an audible signal by remote (only with a firmware that supports paging tone)
- Life-Call and Log-on- / Log-off-event to the alarm server when taken from or put back to the cradle
- Low-Battery alarm
- High performance Lithium-Polymer battery for approx. 5 days stand-by time and extra-long life-time
- Wall mount optional

### Model Code:



### General Information:

#### Starter Set:

Starter Sets are available for all three options (B, M, D). Includes all hard- and software which is necessary to set up an operate the alarm medallion. Ideally, only one starter set is used on site to install any number of GMD devices.

#### Scope of delivery of a Starter Set

- Programmer software GMD-PP for Windows 10 or 7
- Combined charging- and programming cradle GMD-CP
- one Medallion
- PullCord strap (to execute the pull-cord-alarm by the lanyard)

#### Scope of delivery of a Medallion:

Standard accessory of each Medallion:

- Charger cradle (GMD-CC) with AC adaptor
- PullCord strap (to execute the pull-cord-alarm by the lanyard)



## Alarm Medallion GMD Series GMD-11 / GMD-12

### High Precision Positioning



To obtain a highly precise positioning info from the GMD to the alarm server, we provide this solution:

The antenna signal (DECT radio base, green, in suspended ceiling, unveiled view) will be split by a special power dividing device and fed to 2 external antenna boxes (green, mounted to the wall left and right to the gate) with built-in high-performance antennas. The radio signal of the DECT base (red colour) will be attenuated by adding TNC or SMA type attenuators, or other standard - depending on the hardware of the DECT system.

The result is a very precise positioning data and so it can easily be detected if the device is in the red or the green area.

So-called door sill precision.

This solution works for both, the positioning info from the GMD to the alarm server and the trespass alarm – electronic DECT fencing.

We provide all material and parts needed for this solution.

There are various kinds of solutions and setups available to match with local requirements.



## Alarm Medallion GMD Series GMD-11 / GMD-12

### Mounting / Carrying the GMD devices

There are various bags or fixation systems available for attaching the medallion to the user / patient




Side view:

Belt Clip with stopper

Screw mounted clip, can easily be replaced

Stopper avoids the strap gets lost off the GMD (can be cut off if used on belt solely)



Detail view

Bag TA-128 / TA-128-Mk2 with Belt Clip and Ring:





## Alarm Medallion GMD Series GMD-11 / GMD-12

Neck Strap

TA-129 for Wandering Persons



Neck strap with safety lock



Bag for the GMD – with safety lock  
Can only be opened with magnetic key



Safety lock – opens if force is applied



Left: arm bag

Low: hip bag ("belly bag")



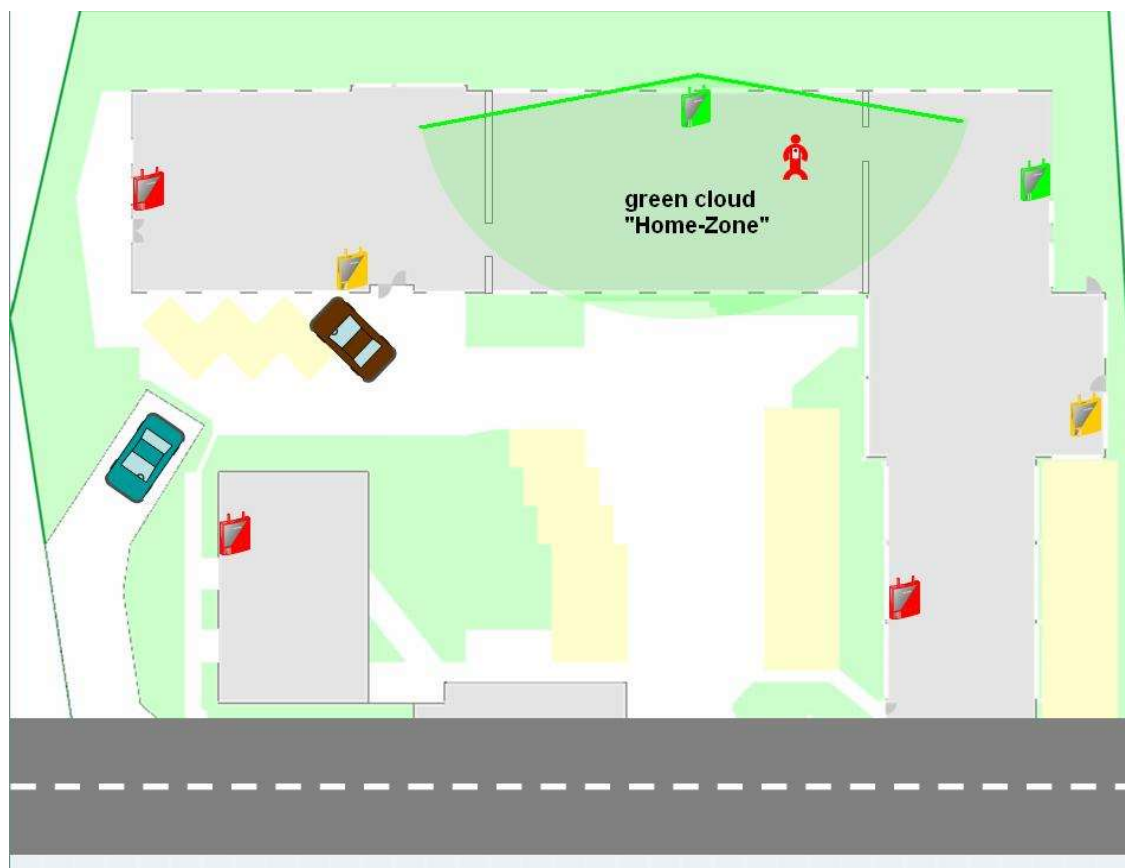
Further, individual mounting systems and bags on request



## Alarm Medallion GMD Series GMD-11 / GMD-12

### Graphics of the electronic DECT fencing with the Trespass alarm (Option D)

The 3 drawings below show the function of a green, yellow and red radio cloud.





# Alarm Medallion GMD Series GMD-11 / GMD-12

